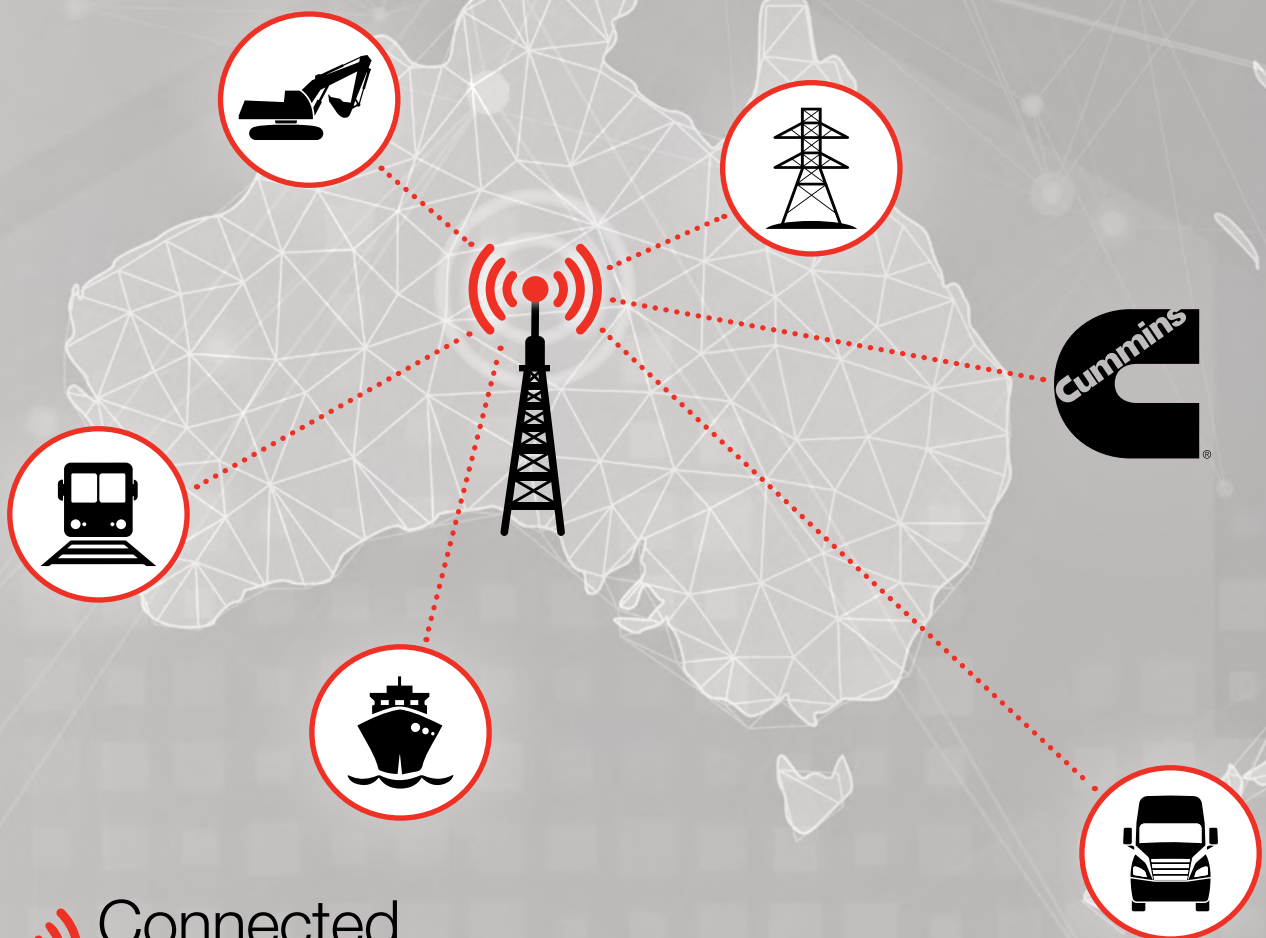


CONNECTED DIAGNOSTICS™

THE LIFELINE FOR
YOUR ENGINE



ALWAYS ON



 Connected
Diagnostics™




HOW CONNECTED DIAGNOSTICS™ WORKS

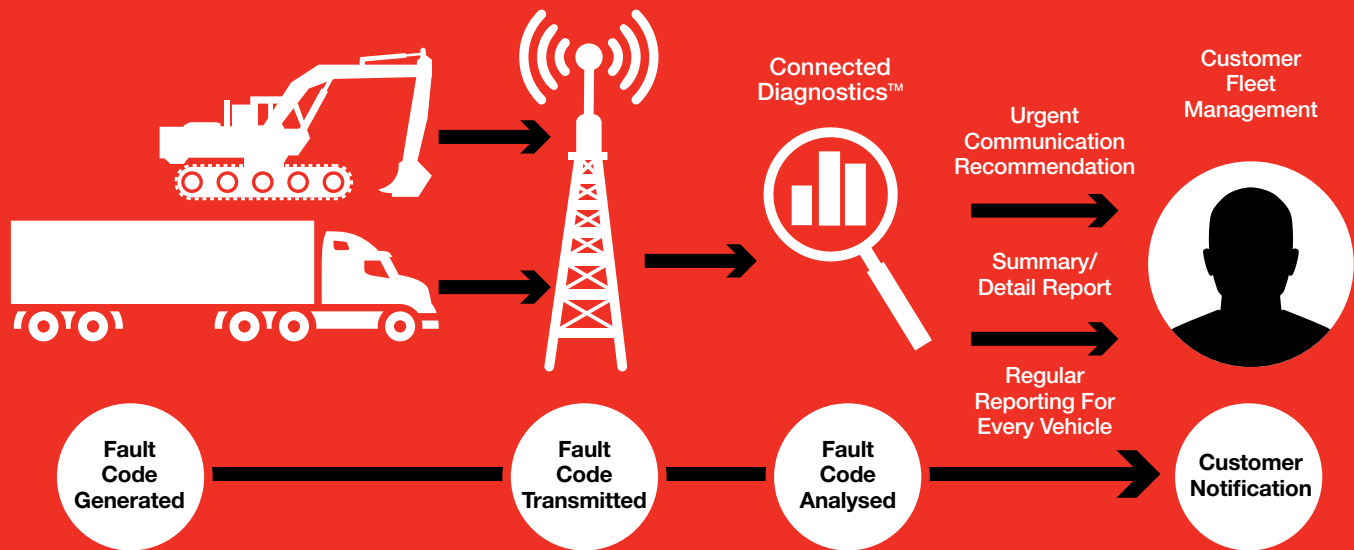
The moment an engine system fault occurs, the telematics system instantly transmits key engine system and GPS data through the telematics connection. Connected Diagnostics™ immediately applies unique Cummins analytics to transform the data into actionable information. A diagnosis of the fault, and clear recommendations regarding continued vehicle operation or the need for immediate service, are sent instantly to you. Connected Diagnostics™ is a critical lifeline that enables you to properly care for the engine system while maximising your uptime and equipment availability without the downtime previously needed to investigate the cause of the fault.

EXPERT GUIDANCE

Connected Diagnostics™ uses the power of Cummins to analyse the fault code data, prioritising all active and recently inactive faults to provide a high level of confidence that the recommendation to stop immediately or service immediately is the right one. Determining the root cause of the system failure to the component level, Connected Diagnostics™ facilitates the repair and minimises downtime. Connected Diagnostics™ is your lifeline to Cummins when you need it most. Using telematics, your Cummins-powered equipment wirelessly connects your engine to Cummins for immediate diagnosis of an engine system fault alert, and provides valuable information you need – within seconds.

Broad compatibility with leading telematics providers allows Connected Diagnostics™ to serve a wide range of global markets that depend on Cummins electronic engines, in both on-highway and off-highway applications for many makes and models of equipment.





EFFECTIVE INFORMATION

The unique information sent by Connected Diagnostics™ is much more valuable than a simple lamp on the dash, and more complete than raw data pulled from the electronic engine system. Connected Diagnostics™ identifies and prioritises the fault codes, determines the probable cause of the fault and reports it to you. Only Connected Diagnostics™ can report engine performance derate timers that may have been triggered by the fault. You can then take action, knowing the time and impact of a pending derate, to help avoid progressive engine damage, ensuring the health of your engine and aftertreatment system and reducing expensive equipment recovery charges.

INSTANT VALUE

Connected Diagnostics™ immediately provides you with the information needed to make informed, time-critical decisions within seconds of a fault occurrence, enabling you to avoid unnecessary expenses and lowering the potential for progressive engine system damage.

CONNECTED SUPPORT

Connected Diagnostics™ automatically identifies the nearest Cummins-certified repair location with Genuine Cummins parts and factory-certified technicians trained to repair your equipment. Or you can call our award-winning Cummins Care at 1300CUMMINS in Australia or 0800CUMMINS in New Zealand - 24/7, 365 days a year – where you'll be assisted by fully-trained Cummins specialists and technicians, who can assist in troubleshooting, parts dispatch and emergency break-down repairs.



WE'RE JUST GETTING STARTED

Connected Diagnostics™ is just the first app in an exciting new suite of advanced features that will use the connection from your engine to Cummins to create value for you. Additional apps for electronic engine management are in development right now that will improve your equipment uptime and make your operation more efficient.

GET CONNECTED

To learn more about the many benefits of Connected Diagnostics™ or to get set up, contact your Cummins representative or go to cummins.com.au/service/connected-solutions.



For Australia

1300Cummins
Ph 1300 286 646

For New Zealand

0800Cummins
Ph 0800 286 646



Cummins South Pacific
2 Caribbean Drive
Scoresby VIC 3179 Australia
www.cummins.com.au

©2019 Cummins South Pacific Pty Ltd.